

Dromex



BOXER BOOT



SS1020/BOOT

Description

Dromex® Boxer safety protective footwear with steel toe cap, protects the users' feet from the incidents of mechanical hazards and the risk of injury from falling objects and crushing whilst being lightweight and comfortable.

Dromex® Boxer ankle boots consist of a durable split grain leather that is inherently breathable, flexible and water resistant, has great tear and abrasion-resistance.

The chromium content in this footwear does not exceed 3,0 mg/kg.

These safety boots feature the following:

- Slip resistant sole, SRC (SRC is a combination SRA (Resistant on ceramic + Sodium Lauryl Sulphate) and SRB (Steel + Glycerol)).
- Energy absorbing heel.
- Removable EVA insole.
- Oil resistant outsole.
- Water resistant upper.
- Antistatic, reducing the chance of electrostatic discharges.
- Impact resistant up to 200 ± 4 J.
- Cleated outsole providing additional traction on a slippery surface.
- A broad fitting steel toe cap allowing a comfortable fit for both men and ladies feet, especially over long periods of time.
- Comfort foam construction providing protection to ankle bones.
- A dual density PU outsole, that's lightweight, durable and keeps feet comfortable in warm and cold environments.

Suitable as a general work protective safety boot used in warehouse environments, freight industry and by contractors.

As these boots have antistatic properties, they protect workers, sensitive equipment and components from electrostatic discharges present in general manufacturing industries, refineries, computer equipment manufacturing, medical industry and many other environments.

Special Instructions

- PU outsole compositions are not resistant against water contact such as wet or muddy environments.
- Footwear made entirely of plastic or rubber is classified as water resistant.
- None of the materials or processes used in the manufacture of these products are known to be harmful to the wearer.
- The manufacturer has examined under the system for ensuring quality of production by means of monitoring and inspection.
- These safety boots are designed to accommodate the basic safety requirements and standards for Personal Protective Equipment.
- The information contained herein is intended to assist the wearer in the selection of personal protective equipment.
- Actual conditions of use cannot be directly simulated in a test environment therefore it is the responsibility of the end user and not the manufacturer or supplier to determine the footwear's suitability for the intended use.
- It is important to note that footwear is subject to many different conditions encountered in everyday use and that it is impossible to make footwear resistant to slip in all conditions nevertheless it is generally accepted that problems are minimized if the guideline coefficients of friction are achieved.
- If the footwear is cared for and worn in the correct working environment and stored in dry ventilated conditions, it should give a good wear life, without premature failure of the outsole, upper and upper stitching.

The actual wear life for footwear is dependent on the type of footwear, environmental conditions which can affect the wear, contamination and degradation of the product.

Compliance & Conformity

Complies with the requirements of CE type examinations, EN ISO 20345:2011 that specifies basic and additional (optional) requirements for safety footwear used for general purpose. It includes, for example, mechanical risks, slip resistance, thermal risks, ergonomic behaviour for compliance with directive 89/686/EEC.

NRCS homologated, approval number NRCS/9002/271251/0004 (S1 Boot).

Specifications

Style: Class 1, steel toe cap, black leather upper ankle boot with lace fastenings.
SS1020/BOOT.

Materials:

Toe cap: Steel, impact resistant up to 200J ± 4J.
Out Sole: Dual density PU (Polyurethane).
Upper: Cow split grain leather.
Insole: Non woven.
Insock: Polyester mesh with EVA (Ethylene-Vinyl Acetate).
Boot lace: Nylon.
Ankle: Foam.

Sizes Available

SS1020/BOOT: 3 - 13.

UK SIZE	3	4	5	6	7	8	9	10	11	12	13
US SIZE	4	5	6	7	8	9	10	11	12	13	14
EU SIZE	37	38	39	40	41	42	43	44	45	46	47

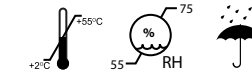
Shelf life

Stored in a cool, dry place away from direct sunlight, the estimated shelf life is:
• 5 years after the date of manufacturing for footwear with upper leather and rubber sole, if unused and stored in its original packaging.

- 5 years after the date of manufacturing for footwear including PU soles, when in use.
- As PU becomes brittle, wear the boot regularly to maintain flexibility to support the lifespan of this boot.

Packaging, Storage & Obsolescence

- Boxer boots are packed as individual pairs in a box.
- Store in a cool dry place away from sunlight.
- If the footwear becomes damaged, discontinue use immediately and replace. Damaged footwear will not provide the required level of foot protection.
- The box provided with the footwear can be used for storing the footwear when not in use.
- When the boxed footwear is in storage, do not place heavy objects on top of it as this could cause breakdown of its packaging and possible damage to the footwear.



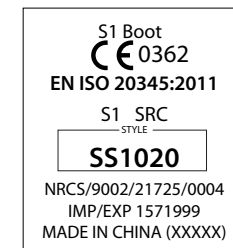
Cleaning & Maintenance

- All safety protective footwear should be thoroughly inspected before use to ensure no damage is present.
- After each use, wipe dirt and mud off boots with a damp (not wet) cloth & a mild detergent.
- Allow boots to air dry at room temperature thoroughly between use.
- Do not dry boots on or near a heat source, it may dry out & stiffen the leather.
- Dry your boots carefully when wet and avoid abrupt temperature changes.
- To help maintain the original look and feel of leather boots, regularly condition your leather boots with either a boot, shoe oil or a leather dressing. Leave to dry overnight and wipe off excess product the following morning. Expect darkening of leather.
- Leather boots can be polished with a matching boot cream polish and also treated with water repellent. Use of the above products preserves and weatherproofs your boots.
- Safety boots should not be left in contaminated condition if re-use is intended especially if potential hazards exist.
- Due to a wide variety of possible constructions and combinations with other materials we recommend to always consult your professional cleaning service to determine the best suitable cleaning method.

Marking

Marking on footwear denotes that the footwear is licensed according to the PPE Directive and is as follows:

- Inner tongue:



Dromex: Unit 1, 1 Blase Road, New Germany, 3620, South Africa
T. +27(31) 713 1960 E. info@dromex.co.za

www.dromex.co.za

Disclaimer

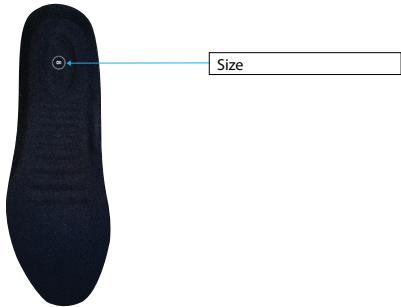
Dromex reserves the right to make changes without further notice to any products herein to improve function, design or reliability and validity. Dromex does not assume any liability arising out of the application or use of any product described herein. Reproduction in whole or in part is prohibited without the prior written consent of the copyright owner.

Latest update: 06/07/2022

• Outsole Embossing:



• Insock:



References

ISO 20345: 2011

Standard

This safety footwear complies with the EC Directive for Personal Protective Equipment (Directive 89/686/EEC) and meets the requirements of the European standard EN ISO 20345:2011.

Safety footwear is manufactured using both synthetic and natural materials which conforms to the relevant sections of EN ISO 20345:2011 for performance and quality.

Safety Footwear is designed to minimise the risk of injury which could be inflicted by the wearer during use. It is designed to be used in conjunction with a safe working environment and will not completely prevent injury if an accident occurs which exceeds the testing limits of EN ISO 20345:2011.

Toe Caps

Steel toe caps used in the S1 Boots meet the requirements of ISO 20345:2011:

- Impact protection is 200 Joules.
- Compression protection provided is 15,000 Newton's.

Additional Requirements for Special Applications

Additional protection may be provided and this is identified on the product by its marking as follows:

PROTECTION TYPE	LEVEL	MARKING CODE
Penetration Resistance	1100 Newtons	P
Electrical Properties:		
Conductive	>100 kΩ	C
Antistatic	100kΩ to 1000MΩ	A
Electrical Insulating	Class 0 or 00	I
Resistance to inimical environments:		
Insulation against cold	insole decrease in temperature >10 0C	CI
Insulation against heat	insole increase in temperature <22 °C	HI
Energy absorption of seat region	20 Joules	E
Water resistance	no water penetration before 15min.	WR
Metatarsal protection	as per 6.2.6.2 (table 15)	M
Water resistant uppers	0.2g @ 30%	WRU
Cut resistant upper	cut factor less than 2,5	CR
Resistance to hot contact	300°C	HRO
Resistance to fuel oil	Δm3>1%&ΔSHOR-A>10	FO

It is important that the footwear selected for use must be suitable for the protection required and wear environment. Where a wear environment is not known, it is very important that consultation is carried out between the seller and the purchaser to ensure, where possible, the correct footwear is provided.

Slip Resistance Requirement

This footwear has been successfully tested against the EN ISO 20344:2011, clause 5.3.5.2, 5.3.5.3 or 5.3.5.4 and the following marking symbols apply.

SLIP RESISTANCE PROPERTIES	MARKING CODE
Slip resistance on ceramic tile floors with NaLS	SRA
Slip resistance on steel floor with glycerine	SRB
Slip resistance on ceramic tile floor with *NaLS and on steel floor with glycerine	SRC
*NaLS =sodium lauryl sulphate	
*Note: Slippage may still occur in certain environments.	

Insock

The footwear is supplied with a removable insock. Please note the testing was carried out with the insock in place. The footwear shall only be used with the insock in place. The insock shall only be replaced by a comparable insock from the supplier.

Marking categories of safety footwear

CATEGORY	TYPE (#I) and (**II)	REQUIREMENT
SB Basic Safety	I II	Toe protection of 200J impact 15 kN compression
S1 Leather Upper	I	SB + A + E + closed seat region
S2 Water Resistant	I	S1 + WRU
S3 Penetration Resistant	I	S2 + P + cleated outsole
S4 Rubber/Moulded	II	SB + A E
S5 Penetration Resistant	II	S4 + P + cleated outsole

Antistatic footwear

Antistatic footwear should be used if it is necessary to minimize electrostatic build-up by dissipating electrostatic charges, thus avoiding the risk of spark ignition of, for example, flammable substances and vapours, and if the risk of electric shock from any electrical apparatus or live parts has not been completely eliminated. **It should be noted, however, that antistatic footwear cannot guarantee adequate protection against electric shock as it only introduces a resistance between foot and floor.** If the risk of electric shock has not been completely eliminated, additional measures to avoid this risk are essential. Such measures, as well as the additional tests mentioned below, should be a routine part of the accident prevention programme at the workplace.

Experience has shown that, for antistatic purposes, the discharge path through a product should normally have an electrical resistance of less than 1 000 MΩ at any time throughout its useful life. A value of 100 kΩ is specified as the lowest resistance limit of a product, when new, in order to ensure some limited protection against dangerous electric shock or ignition in the event of any electrical apparatus becoming defective when operating at voltages of up to 250 V. However, under certain conditions, users should be aware that the footwear might give inadequate protection and additional provisions to protect the wearer should be taken at all times.

The electrical resistance of this type of footwear can be changed significantly by flexing, contamination or moisture. This footwear might not perform its intended function if worn in wet conditions. It is, therefore, necessary to ensure that the product is capable of fulfilling its designed function of dissipating electrostatic charges and also of giving some protection during its entire life. It is recommended that the user establish an in-house test for electrical resistance, which is carried out at regular and frequent intervals.

Class I footwear can absorb moisture and can become conductive if worn for prolonged periods in moist and wet conditions.

If the footwear is worn in conditions where the soling material becomes contaminated, wearers should always check the electrical properties of the footwear before entering a hazard area.

Where antistatic footwear is in use, the resistance of the flooring should be such that it does not invalidate the protection provided by the footwear.

In use, no insulating elements should be introduced between the inner sole of the footwear and the foot of the wearer. If any insert is put between the inner sole and the foot, the combination footwear/insert should be checked for its electrical properties.

Warranty & Returns

Returns and warranties are assessed on an individual basis. Our returns and warranty policy is available upon request.

Disposal

All industrial waste should be disposed of correctly according to local regulations and good disposal practice. Safety protective footwear should be disposed of considering the hazardous substance they were used for. Please consider recycling.

Dromex: Unit 1, 1 Blase Road, New Germany, 3620, South Africa
T. +27(31) 713 1960 E. info@dromex.co.za

www.dromex.co.za